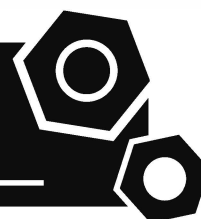


Generator set
Sound-proof type
A625VS

SPECIFICATIONS



1 Standards & Conditions

Design Standards

The designs and the productions are in conformity with:

- Conformance Européenne (CE)
- ISO8528-5:2005
- GB/T2820.5-2009

Electrical devices have obtained the of:

- CSA
- UL

Environmental Operating Conditions

- Installation place: Outdoors or indoors (well ventilated).
- Ambient temperature: -25°C to 50°C. The coolant heater is needed when the temperature is below 5°C
- Humidity: Less than 80%.
- Altitude: Below one thousand (1000) meters.

Factory Inspection

- Inspection items.
- Protection devices working test.
- Starting ability in normal temperature.
- 50% rated power load moment capability.
- Voltage deviation and speed variation: 0%, 25%, 50%, 75%, 100%, 110% Load.

Painting Process

- Painting process specifications and colors are based on the manufacturer's standard.
- The customer could also choose the color which the manufacturer offers.

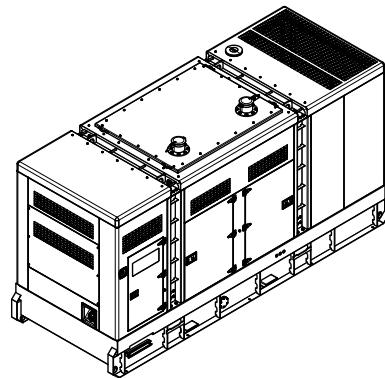
2 General Features

- Volvo engine TWD1672GE
- Close coupled to Leroy Somer alternator LSA47.2M8
- Intelligent control module PLC-7420
- ABB main circuit breaker: 800A
- Rotate speed governor: ECU
- Exhaust gas purification system with DOC and SCR
- Excitation system: Self excited, SHUNT
- Key switch

- Emergency stop switch
- ATS (automatic transfer switch) receptacle
- 2x12V/150AH battery and charger
- Lockable battery isolator switch
- Power coated canopy
- 50°C radiator
- Oil pump on the engine
- Steel base frame
- Vibration isolators between the engine/alternator and base frame
- Dry type air filter
- Base fuel tank for 8 hours running
- Drain points for fuel tank
- Operation Manual / Specifications

3 Equipment Specification

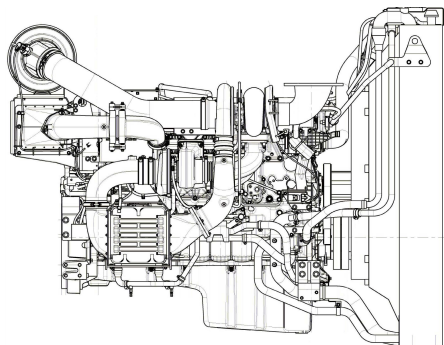
General technical data



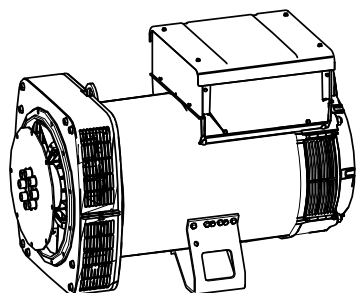
Model.....A625VS
 Structure type R
 Tank capacity..... 1020L
 Dry weight..... 6470kg
 Sound pressure level @7m78.6dBA
 Dimensions L×W×H.....4692x1763x2516mm
 Prime Power 625kVA/500kW
 Standby Power 688kVA/550kW

Voltage	416V	440V	460V	480V	
Ampere	867.4	820.1A	784.5A	751.8A	
Genset Fuel Consumption					
Frequency/Load	25%	50%	75%	100%	110%
60Hz (L/h)	38.7	67.8	97.7	128.9	141.8

Dck Yf' GnghYa

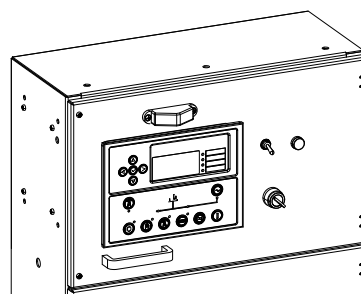


Engine Manufacturer/Brand.....	Volvo
Engine Model.....	TWD1672GE
Dimensions L×W×H.....	1550×1320×1465mm
Dry Weigh (approx.)	1810Kg
Number of Cylinders.....	6
Bore.....	144mm
Stroke	165mm
Displacement.....	16.12L
Compression Ratio	16.8
Type of injection.....	High pressure common rail
Intake System.....	Turbocharged
Intake Resistance	≤5.0kPa
Cooling System	Water cooled
Fan	Pusher
Battery Voltage	24V
Type of Fuel.....	Ultra Low Sulfur Fuel Only
Type of Oil	Class CJ-4/CK-4 oil as per API classification
Oil Capacity	42.0L
Type of Coolant	Glycol mixture
Coolant Capacity	33.0L
Back Pressure	≤19.0kPa
Standby Power	615kW
Prime Power	562kW
Fuel Consumption(100%load)	128.9L/h



Alternator Manufacturer/Brand	Leroy Somer
Alternator Model	LSA47.2M8
Exciter.....	Brushless
Cooling Fan	Cast alloy aluminum
Windings.....	100% copper
Insulation Class	H
Winding Pitch.....	2/3
Terminals	12
Drip Proof	IP23
Altitude.....	≤1000m
Overspeed	2250 rpm
Air Flow.....	0.514m³/s(50HZ),0.617m³/s(60HZ)
Voltage Regulation	±1.0%
Total harmonic TGH / THCat no load < 1.5 % - on load < 5%	
Telephone Interference.....	THF<2%;TIF<50

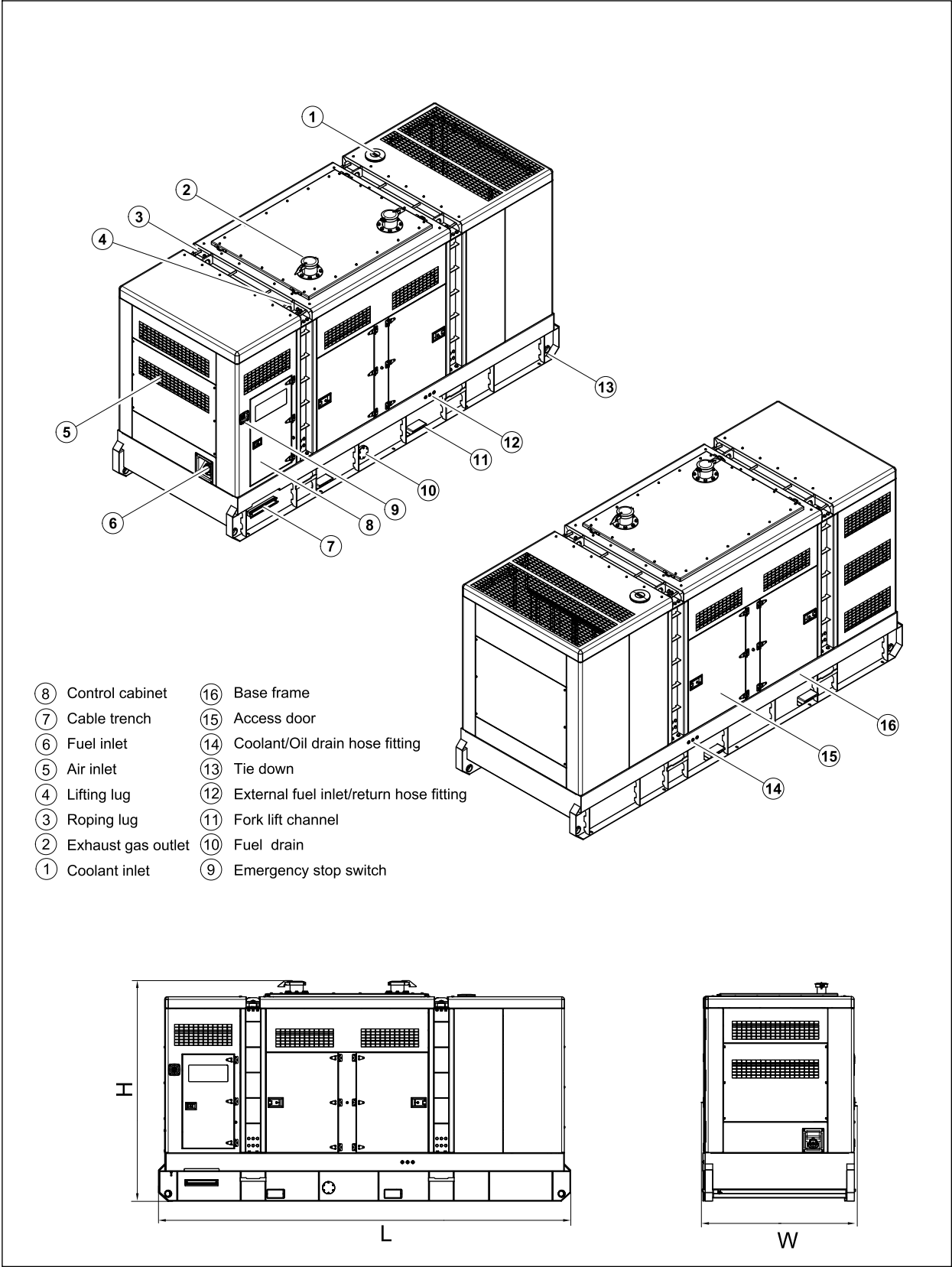
PLC-7420 Control System



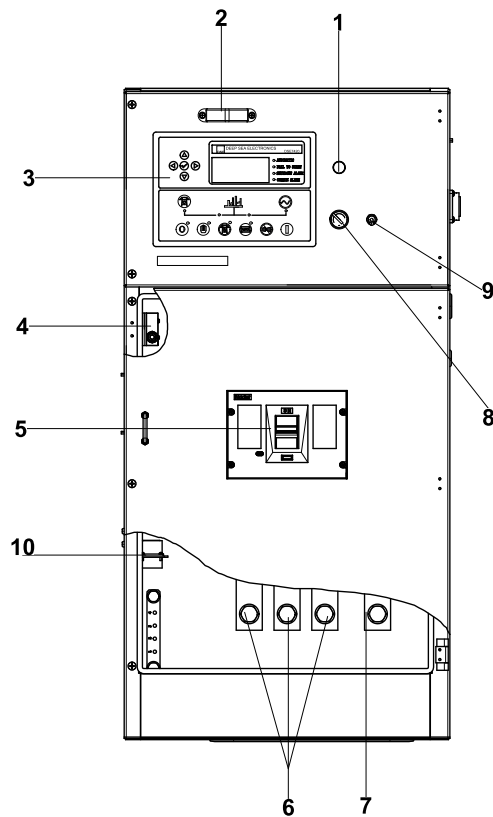
PLC-7420 is an advanced control module based on micro-processor, containing all necessary functions for protection of the genset and the breaker control. It can monitor the mains supply, and automatically start the engine when the mains is abnormal. Accurately measure various operational parameters and display all values and alarms information on the LCD. In addition, the control module can automatically shut down the engine and indicate the engine failure.

- Microprocessor control, with high stability and credibility
- Monitoring and measuring operational parameters of the mains supply and genset
- Indicating operation status, fault conditions, all parameters and alarms
- Multiple protections; multiple parameters display, like pressure, temp. etc.
- Manual, automatic and remote work mode selectable
- Real time clock for time and date display, overall runtime display, 250 log entries
- Overall power output display
- Integral speed/frequency detecting, telling status of start, rated operation, overspeed etc.
- Communication with PC via RS485 OR RS232 interface, using MODBUS protocol

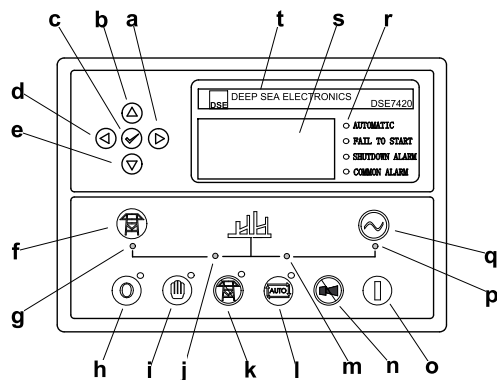
4 Overall Dimensions



5 Control System



Control & field wiring cabinet



Control Panel

Ref.	Description
1	Charge indicator
2	Control cabinet lamp
3	Control module
4	Limit switch
5	Main circuit breaker
6	Live wire terminals
7	Neutral wire terminal
8	Key switch
9	Control cabinet lamp switch
10	Mains input/remote/AMF communication connector

a	Button (next page)
b	Button (increase value / previous item)
c	Button (accept)
d	Button (previous page)
e	Button (decrease value / next item)
f	Button (transfer the load to the mains supply, when in Manual mode only)
g	Mains supply available LED
h	Stop / Reset button
i	Manual button (Manual control mode)
j	Mains supply on load LED
k	Test button (Test mode)
l	Auto button (Auto mode)
m	Genset on load LED
n	Mute/Lamp test button
o	Start button (Manual)
p	Genset available LED
q	Button (transfer the load to the genset, when in Manual mode only)
r	Alarm LED (4 alarm items)
s	LCD display
t	Control module name

1000030430-A1-E
12.2019